

Manual de funcionamiento sistema de climatización

Air conditioning system user manual

PLEPORA

¡Bienvenido a Plenora!
Be a citizen not a tourist




Paso 1



Presionar botón ON/OFF.

Paso 2



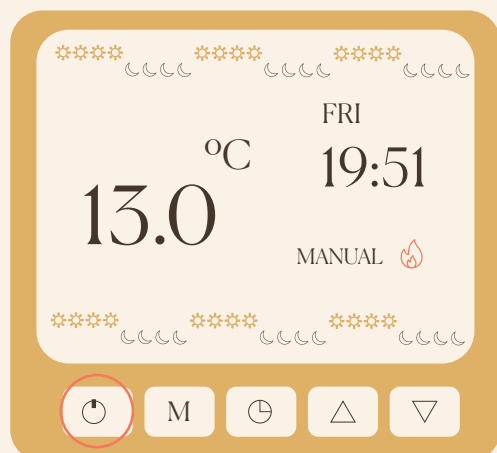
Verifica que aparezca este símbolo.

Paso 3



Establece la temperatura deseada, subiendo o bajando la temperatura con las flechas hacia arriba o hacia abajo.

Paso 4




Apagar la calefacción presionando el botón ON/OFF.

Welcome to Plenora!
Be a citizen not a tourist




Step 1



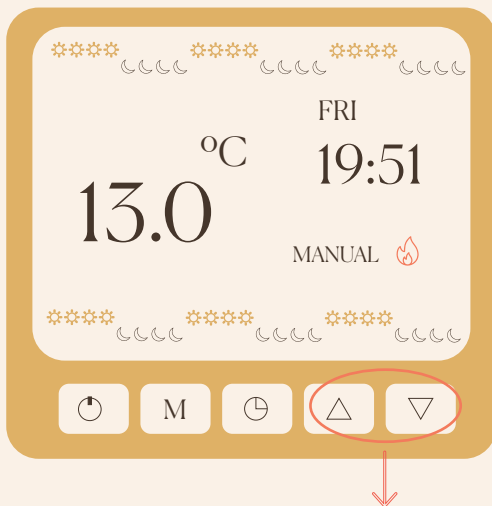
Press the on/off button.

Step 2




Make sure that the flame symbol appears.

Step 3



Set up the desired temperature, raise or low the arrows up or down.

Step 4



Turn off the heating by pressing the button.